

Scaled data based on original data using
LM-79-08 Approved Method: Electrical and Photometric Measurements of Solid-
State Lighting Products

Test Report Prepared for
Cooper Lighting Solutions
(formerly Eaton)

Brand: McGRAW-EDISON

Report Number: P298984

Luminaire Tested: **GLNA-AF-02-LED-E1-T2-600**

Issue Date: 3/3/2020

Test Information

Test Method: LM-79-08
Report Number: P298984
TEST IS SCALED FROM IESNA LM-79-08 TEST DATA (P24139)
Test Lab: INNOVATION CENTER P2
Issue Date: 3/3/2020
Manufacturer: COOPER LIGHTING SOLUTIONS (FORMERLY EATON)
Product Line: MCGRAW-EDISON
Catalog Number: GLNA-AF-02-LED-E1-T2-600
Description: GALLEONNAIRE AREA AND ROADWAY LUMINAIRE
(2) 70 CRI, 4000K CCT 600mA LIGHTSQUARE WITH 16 LEDS EACH AND Type II OPTICS
Light Source: -
Ballast/Driver: -

Summary

Lumens per Lamp: N/A
Luminaire Lumens: 7845.8 lumens
Efficiency: N/A
Efficacy: 118.9 lumens/watt
Luminous Opening: Rectangular (W 0.5' x L: 1' x H: 0')
IES Classification: Type II - Medium - Full Cutoff
BUG Rating: B1 - U0 - G2

Input Watts (W): 66
Input Voltage (V): NR
Input Current (Ain): NR
Voltage Rise (V): NR
Power Factor: NR
Total Harmonic Distortion (THDi): NR
Frequency (hertz): 60
Stabilization Time: NR
Operation Time: NR
Ambient Temperature (°C): NR
Test Distance: 25 FT

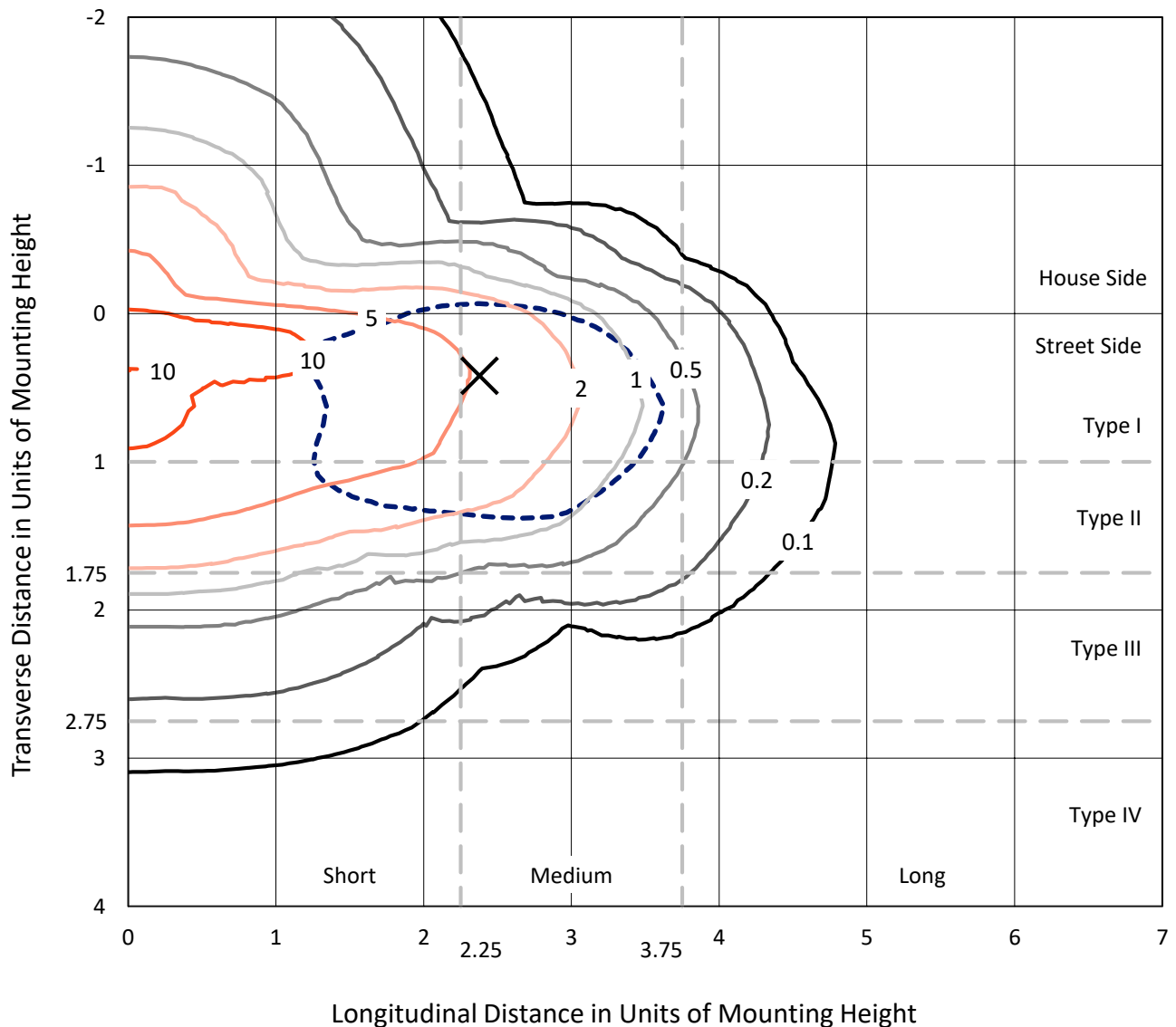


REPORT NUMBER: P298984

CATALOG NUMBER: GLNA-AF-02-LED-E1-T2-600

Iso-Footcandle Lines of Horizontal Illumination

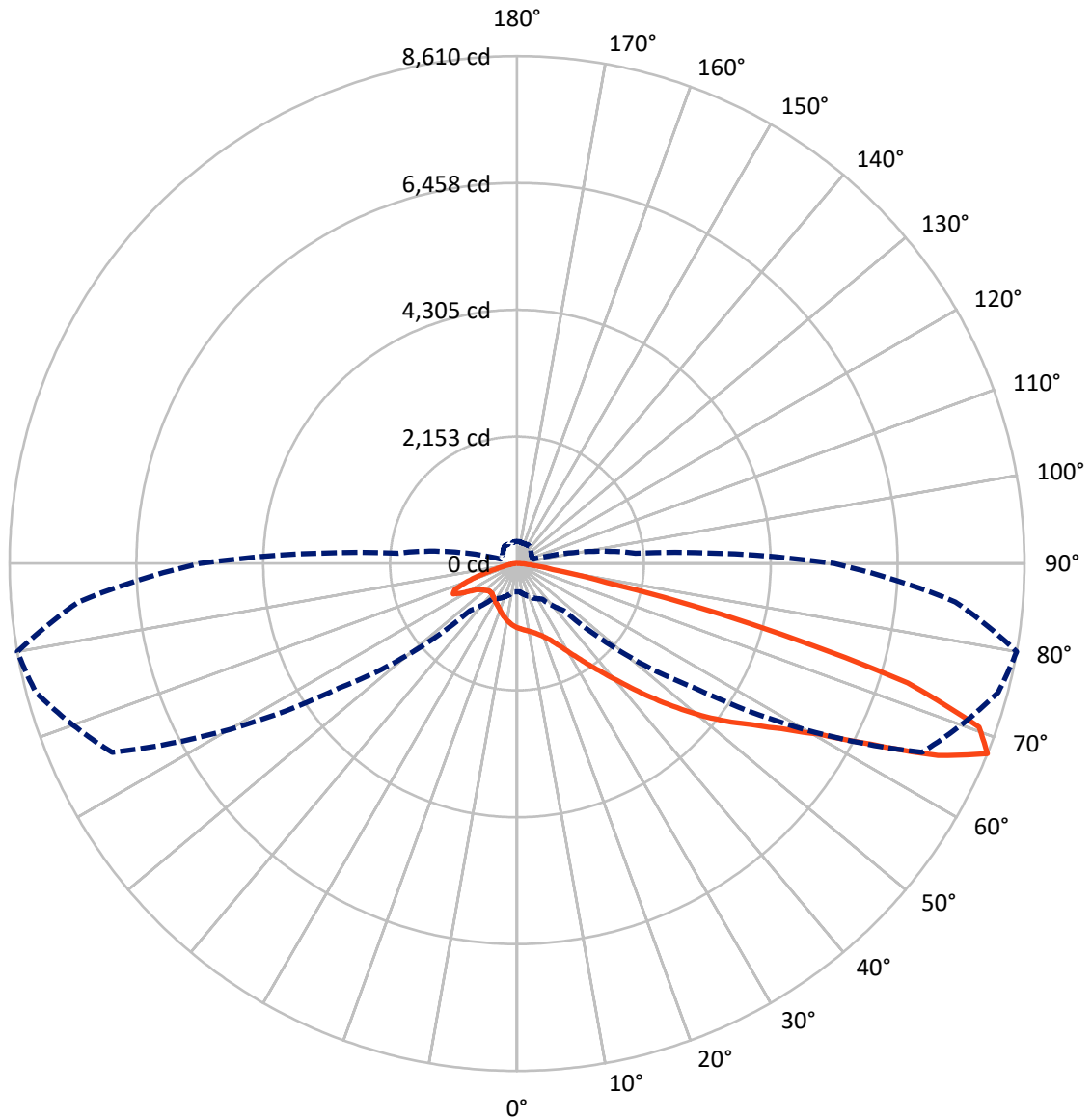
✕ Max cd
 - - - 1/2 Max cd



Based on 10 foot mounting height. Maximum calculated value = 13.2 fc
 Type II - Medium - Full Cutoff

REPORT NUMBER: P298984
CATALOG NUMBER: GLNA-AF-02-LED-E1-T2-600

Luminous Intensity Polar Plot



— Vertical Plane Through 80-Deg Lateral - - - Horizontal Cone Through 67.5-Deg Vertical

REPORT NUMBER: P298984

CATALOG NUMBER: GLNA-AF-02-LED-E1-T2-600

FLUX DISTRIBUTION:

		Downward	Upward	Total
House Side	Lumens	1444.9	0.0	1444.9
	% Fixture	18.4	0.0	18.4
Street Side	Lumens	6400.9	0.0	6400.9
	% Fixture	81.6	0.0	81.6
Total	Lumens	7845.8	0.0	7845.8
	% Fixture	100.0	0.0	100.0

Coefficient of Utilization

ZONAL LUMENS:

Zone	Lumens	% Fixture
0°-10°	100.5	1.3
10°-20°	289.7	3.7
20°-30°	479.4	6.1
30°-40°	784.2	10.0
40°-50°	1266.2	16.1
50°-60°	1828.1	23.3
60°-70°	2017.4	25.7
70°-80°	929.9	11.9
80°-90°	150.4	1.9
90°-100°	0.0	0.0
100°-110°	0.0	0.0
110°-120°	0.0	0.0
120°-130°	0.0	0.0
130°-140°	0.0	0.0
140°-150°	0.0	0.0
150°-160°	0.0	0.0
160°-170°	0.0	0.0
170°-180°	0.0	0.0
0°-90°	7845.8	100.0
0°-180°	7845.8	100.0



REPORT NUMBER: P298984

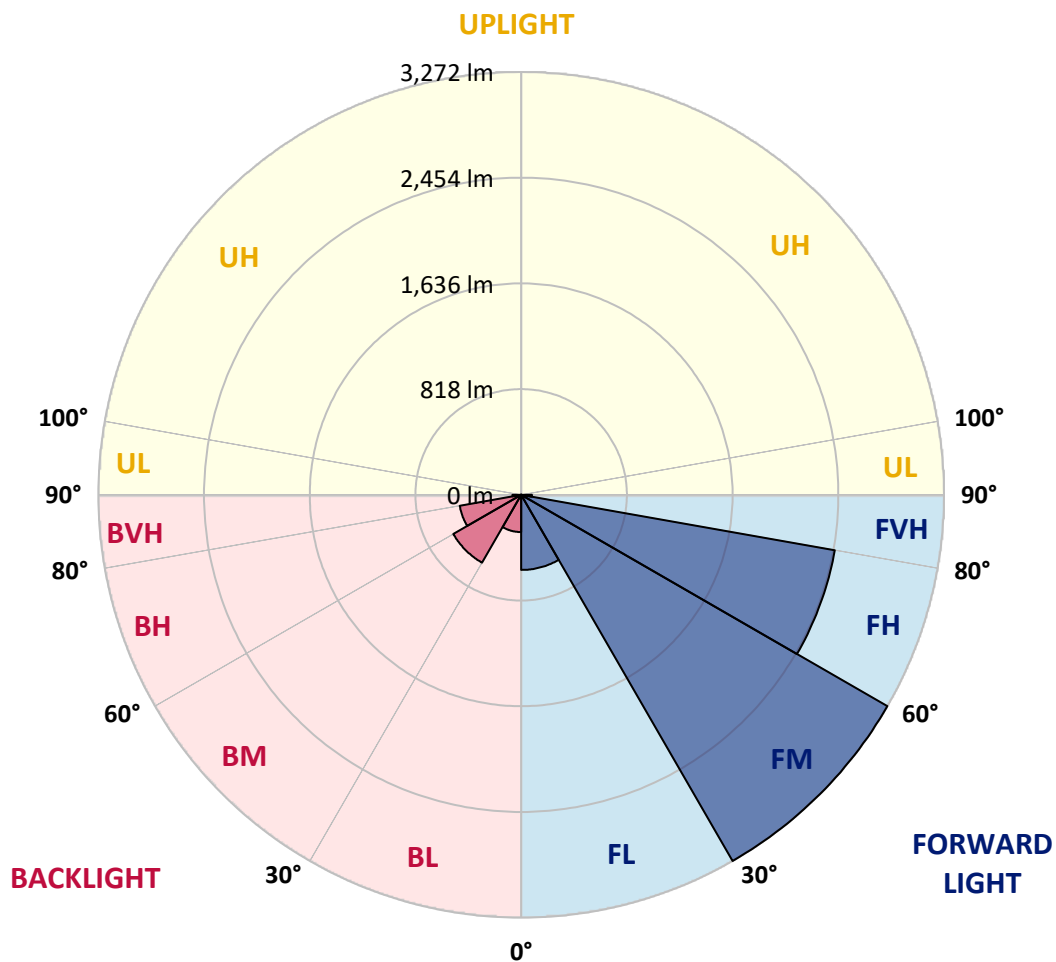
CATALOG NUMBER: GLNA-AF-02-LED-E1-T2-600

LUMINAIRE CLASSIFICATION SYSTEM LUMEN TABLE AND BUG RATING:

Zone		Lumens	% Fixture	Zone Rating/Lumen Limit		
				B	U	G
FL	(0°-30°)	581.4	7.4			
FM	(30°-60°)	3272.3	41.7			
FH	(60°-80°)	2464.6	31.4			G2/5000
FVH	(80°-90°)	82.7	1.1			G1/100
BL	(0°-30°)	288.3	3.7	B1/500		
BM	(30°-60°)	606.2	7.7	B1/1000		
BH	(60°-80°)	482.7	6.2	B1/500		G1/500
BVH	(80°-90°)	67.7	0.9			G1/100
UL	(90°-100°)	0.0	0.0		U0/0	
UH	(100°-180°)	0.0	0.0		U0/0	

BUG Rating: B1-U0-G2

Type II Medium





REPORT NUMBER: P298984

CATALOG NUMBER: GLNA-AF-02-LED-E1-T2-600

CANDELA DISTRIBUTION (FULL):

	0°	5°	15°	25°	35°	45°	55°	65°	75°	80°	85°
0°	1090.0	1090.0	1090.0	1090.0	1090.0	1090.0	1090.0	1090.0	1090.0	1090.0	1090.0
2.5°	1192.4	1185.4	1186.6	1184.6	1178.9	1168.8	1158.0	1138.3	1117.8	1107.0	1098.5
5°	1292.0	1290.1	1287.4	1281.2	1266.5	1245.7	1219.8	1185.0	1147.6	1127.9	1108.9
7.5°	1366.6	1365.4	1361.9	1358.1	1343.8	1318.7	1279.7	1230.2	1175.8	1148.7	1119.4
10°	1372.8	1374.7	1377.4	1387.8	1389.7	1376.2	1336.4	1276.6	1205.1	1170.4	1132.9
12.5°	1320.2	1324.5	1334.9	1361.6	1389.7	1406.4	1385.9	1325.2	1239.5	1197.4	1149.9
15°	1250.7	1253.0	1265.8	1302.5	1353.1	1404.4	1423.7	1378.9	1283.9	1232.2	1175.4
17.5°	1221.0	1222.1	1231.0	1255.3	1302.5	1375.8	1445.0	1437.3	1338.4	1275.4	1206.7
20°	1205.9	1208.6	1221.3	1245.3	1275.0	1339.1	1448.1	1500.2	1403.3	1329.5	1246.1
22.5°	1248.8	1247.6	1252.2	1264.2	1289.3	1327.9	1445.8	1565.1	1485.9	1399.0	1297.4
25°	1348.8	1353.1	1344.9	1331.4	1339.5	1366.6	1458.1	1635.4	1589.4	1488.2	1364.6
27.5°	1491.3	1487.1	1475.1	1443.4	1426.8	1438.4	1499.1	1711.1	1718.1	1605.7	1453.5
30°	1633.5	1630.0	1618.4	1579.8	1545.8	1536.1	1578.6	1798.0	1871.4	1746.6	1562.4
32.5°	1781.0	1777.2	1766.3	1727.7	1686.8	1664.4	1691.8	1898.4	2052.2	1915.1	1690.6
35°	1962.9	1955.6	1932.8	1879.1	1839.0	1821.6	1834.3	2024.8	2260.8	2114.4	1846.3
37.5°	2134.1	2145.3	2122.1	2047.9	1995.8	1989.6	2003.9	2178.9	2485.6	2337.2	2025.1
40°	2305.9	2307.9	2287.0	2226.4	2172.7	2162.6	2198.6	2365.8	2750.9	2603.7	2242.6
42.5°	2483.6	2487.5	2452.3	2396.3	2356.9	2358.9	2399.8	2584.8	3055.3	2917.8	2492.9
45°	2694.1	2699.9	2661.3	2587.9	2552.0	2624.2	2607.2	2830.5	3389.0	3274.7	2780.3
47.5°	2914.3	2923.2	2893.8	2825.1	2780.3	2879.5	2814.6	3102.8	3748.2	3657.5	3095.8
50°	3034.4	3047.2	3075.8	3070.7	3061.1	3044.5	3046.0	3394.8	4118.6	4056.1	3420.3
52.5°	2969.9	2969.5	3073.8	3200.5	3335.7	3345.7	3328.0	3702.6	4464.7	4445.8	3725.8
55°	2674.8	2694.9	2852.9	3098.2	3467.4	3698.0	3750.5	4055.3	4804.6	4826.6	4036.0
57.5°	2183.5	2200.1	2413.3	2755.2	3289.7	3907.4	4351.6	4567.9	5184.7	5287.4	4448.9
60°	1480.9	1501.0	1726.9	2137.5	2811.6	3790.7	4923.6	5482.5	5639.7	5873.4	5028.3
62.5°	870.2	888.4	1072.6	1348.4	1979.6	3248.8	5174.7	6783.8	6362.4	6757.5	5912.0
65°	599.1	611.4	701.1	839.3	1137.5	2188.1	4863.3	7682.2	7474.4	7853.0	6936.8
67.5°	482.0	480.5	551.6	645.8	732.3	1128.3	3677.5	7580.6	8452.4	8610.4	7468.6
70°	397.1	395.5	443.8	521.8	585.2	635.4	2003.1	6397.2	8253.1	8317.2	6978.9
72.5°	332.2	333.7	364.6	422.6	480.1	478.6	880.3	4500.3	6492.6	6936.0	5563.2
75°	280.4	281.2	301.7	342.6	389.7	385.5	477.4	2438.0	3774.1	4082.7	3083.9
77.5°	238.7	239.5	252.6	275.4	309.0	307.5	348.4	1053.3	1574.4	1555.1	1054.9
80°	212.8	212.8	219.0	223.3	241.8	234.8	258.4	506.0	665.5	614.5	421.0
82.5°	166.9	167.6	205.5	203.9	190.4	181.5	181.5	298.2	352.7	326.0	246.4
85°	93.9	93.5	132.5	159.9	167.6	127.9	126.7	166.9	192.0	169.2	119.4
87.5°	40.2	40.9	61.4	71.1	95.0	79.6	78.4	86.1	97.7	84.6	55.2
90°	0.0	0.0	0.0	0.0	0.0	0.0	0.0	0.0	0.0	0.0	0.0



REPORT NUMBER: P298984

CATALOG NUMBER: GLNA-AF-02-LED-E1-T2-600

CANDELA DISTRIBUTION (continued):

	90°	95°	105°	115°	125°	135°	145°	155°	165°	175°	180°
0°	1090.0	1090.0	1090.0	1090.0	1090.0	1090.0	1090.0	1090.0	1090.0	1090.0	1090.0
2.5°	1090.4	1080.4	1058.3	1030.9	1006.2	990.0	975.3	954.1	955.2	940.5	929.7
5°	1089.6	1068.8	1017.8	957.1	898.8	856.7	825.0	796.5	789.5	776.0	767.9
7.5°	1090.4	1056.4	970.7	873.7	801.5	748.2	721.1	706.1	702.6	698.0	698.3
10°	1093.1	1045.2	918.9	795.7	720.0	684.8	678.3	682.9	688.3	689.9	690.2
12.5°	1099.3	1035.2	862.1	726.2	669.0	658.2	669.4	685.2	695.6	700.7	700.3
15°	1113.2	1027.4	807.7	671.7	640.8	646.6	667.4	689.9	704.9	711.9	712.3
17.5°	1128.3	1016.2	751.7	630.0	619.9	634.6	660.5	686.8	705.3	713.0	714.6
20°	1148.0	1002.3	692.9	598.7	600.2	616.8	641.2	667.4	687.9	694.5	697.6
22.5°	1173.8	987.3	641.6	573.2	577.8	590.6	609.5	632.3	650.1	653.2	655.9
25°	1208.6	971.0	600.6	550.0	552.0	559.3	572.0	585.6	597.9	594.4	597.2
27.5°	1255.3	957.1	570.1	528.8	525.3	526.9	533.4	537.7	544.2	534.6	535.7
30°	1310.2	942.1	546.6	510.2	500.6	497.9	499.4	501.7	506.8	493.6	491.7
32.5°	1373.9	923.9	524.5	494.0	480.5	475.1	475.9	482.0	501.4	493.2	489.0
35°	1448.1	903.5	501.4	476.3	467.0	459.3	458.5	477.8	535.3	530.3	526.5
37.5°	1535.0	883.0	478.2	456.2	456.9	448.4	445.7	467.8	541.9	522.2	519.5
40°	1645.4	872.2	458.5	434.9	444.6	443.4	438.0	449.2	498.7	462.7	458.1
42.5°	1782.2	873.7	443.8	412.1	429.9	442.3	433.8	434.2	451.9	424.9	420.6
45°	1951.0	891.9	433.4	394.0	413.3	441.1	432.2	426.0	427.6	413.3	411.0
47.5°	2148.0	929.3	426.0	378.9	397.5	436.9	431.8	423.7	420.2	412.5	410.6
50°	2367.0	983.8	420.6	364.6	383.2	429.9	432.2	421.4	417.5	414.5	413.3
52.5°	2582.1	1046.0	412.5	352.3	372.0	421.4	433.4	419.1	414.8	412.5	411.4
55°	2822.0	1123.6	400.2	341.8	362.7	410.6	433.4	415.6	411.0	411.4	411.0
57.5°	3146.1	1249.1	385.5	333.0	351.5	397.5	426.0	411.7	406.0	406.3	406.7
60°	3652.4	1470.5	367.7	324.1	337.6	382.0	416.0	403.3	397.5	399.0	399.4
62.5°	4397.1	1795.3	344.5	310.9	322.9	365.4	402.1	392.4	386.6	390.5	390.5
65°	5171.2	2081.9	316.0	294.3	307.5	347.2	384.7	378.9	373.1	382.0	381.6
67.5°	5379.4	2017.8	287.4	276.2	292.0	327.2	363.9	360.8	357.7	373.1	372.4
70°	4778.8	1620.0	261.1	257.6	275.0	305.5	341.4	341.4	339.5	351.1	348.4
72.5°	3640.8	1148.7	236.0	237.9	255.7	282.0	317.1	319.8	316.7	322.5	320.2
75°	1949.0	657.4	210.9	216.3	231.8	258.0	290.1	292.8	290.9	290.5	291.6
77.5°	647.8	321.4	184.6	193.1	206.6	233.3	261.9	266.1	261.5	260.7	260.3
80°	288.5	202.0	155.7	166.9	178.8	205.1	232.1	235.6	230.6	237.5	228.7
82.5°	185.4	132.9	124.8	137.1	148.7	176.9	202.4	203.2	198.5	230.6	196.6
85°	90.0	82.3	93.9	105.1	115.1	139.1	167.6	168.0	156.4	142.5	137.5
87.5°	44.8	47.9	62.6	72.6	77.6	95.4	122.1	119.7	114.7	104.3	96.2
90°	0.0	0.0	0.0	0.0	0.0	0.0	0.0	0.0	0.0	0.0	0.0

(END OF REPORT)